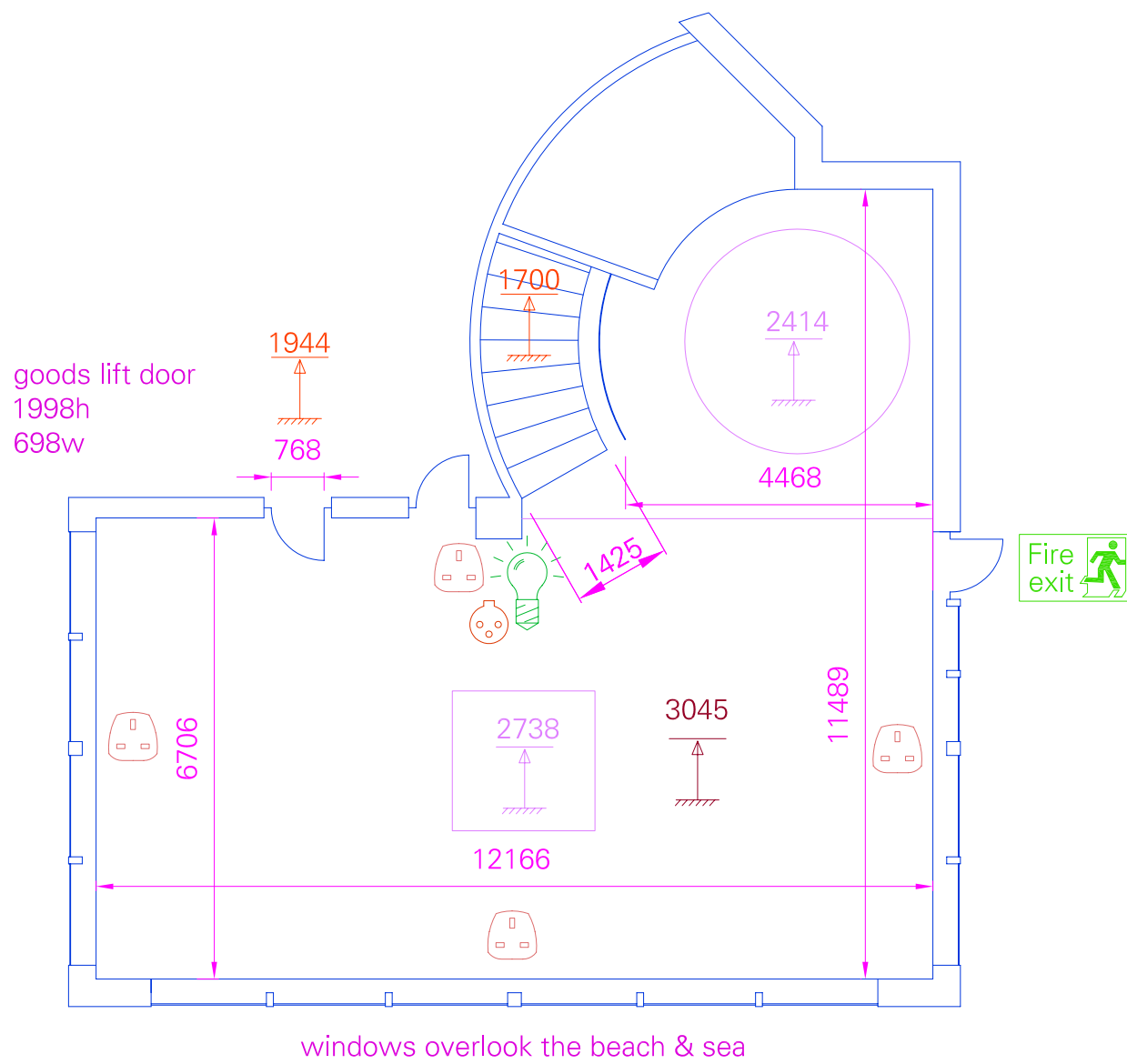













chartwell room

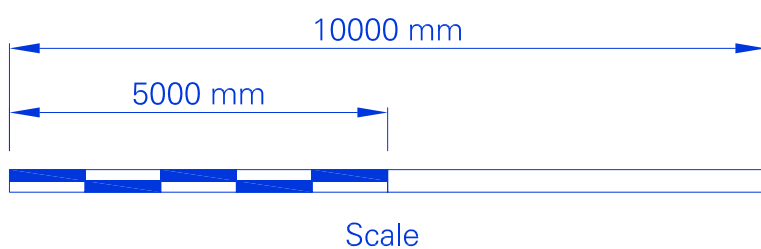


Legend

-  Height (mm)
-  Locally restricted height (mm)
-  Load point with SWL in Kg
-  63 A 3 Ph Power point
-  Power track
-  RJ45 patch connection
-  Lighting controller
-  XLR patch connection
-  13A socket
-  Moveable partition wall
-  Load track

All dimensions are in mm unless otherwise stated.

1" = 25.4mm



Rev	Date	Description
-----	------	-------------



Infacom Ltd, NEC, Denton Island, Newhaven, East Sussex BN9 9BA
T: 01273 579930 F: 01273 615274 E: info@infacom.co.uk

Sheet 1/1
Edition 1
Scale 1:100 @ A3
Designed by Infacom Ltd
Date 10 Aug 2008
Client Hilton Brighton Metropole

Chartwell Room dimensions

Whilst every effort has been made to ensure the information contained in this drawing is accurate, the information is indicative only. Infacom accepts no liability whatsoever for any damages arising as a result of inaccuracies contained in this drawing.

© Infacom Ltd